

Fireplaces to suit every home



Model Shown: Norseman Aura See page 7

**BARBEQUES
GALORE**

Warm up to Winter Living

We've been transforming houses across the country into warm, comfy homes for over 30 years. So we understand that buying a wood heater can be a big decision.

Our heating experts are dedicated to helping you find the perfect heater to suit your needs. We have some of the cleanest burning models on the market — burning up to three times cleaner than the national standard for emissions — and all wood heaters come with a warranty of up to 15 years. Plus, our outstanding after-sales service makes sure you're never left in the cold.

Cleaner burning heaters are better for the environment

The national standard for emissions is 1.5g/kg. We're proud to share that our best wood heaters emit under 0.6g/kg. Discover our cleaner heaters identified by the Burnwise Graph:



How to find the perfect heater for your home

Generally, wood heaters fall into two styles:

Freestanding

If you don't have an existing fireplace, a freestanding wood heater is ideal. It can create a cosy focal point for your living space, with very little structural work involved in the installation.

Built-In

Insert
If you do have an existing fireplace, it's easy to upgrade with our range of insert heaters.

Zero Clearance
If you don't have an existing fireplace, a Zero Clearance heater can be inserted into any blank wall with minimal structural impact.

Whether your choice is led by design or performance, there are several important factors to consider when choosing your wood heater:

Coverage	The size of the area the heater will warm
Heat Output	The amount of heat generated
Burn Time	How long the heater will take to burn one load of logs on low
Efficiency	How effectively the heater burns the wood
Emissions	The volume of waste emitted from the heater
Maximum Log Size	The largest log size that will fit in the heater
Construction	The thickness of the firebox
Firebox Size	The larger the firebox, the greater the coverage
Fan	The fan helps circulate heat

For more detailed specifications and installation information for each of our wood heaters, see pages 13-15.

Traditional Simplicity

Unassuming classics, homely and down to earth.

Model Shown: Saxon Rosewood
See page 4





Modern Mainstream

**Simple in design,
suits almost any décor.**

Model Shown: Austwood Lachlan
See page 6

What's your style?

Do you like that functional modern look, or prefer a touch of yesteryear charm?

Maybe you love clean minimalist lines or find homely and traditional is more your thing.

We have wood heaters in all styles and sizes, so have a look through and find your favourite.



Rustic Charm

**Hints of country chic
styling for a cosy
cottage feel.**

Model Shown:
Maxiheat Prime 150
See page 10



Sleek Design

**Sleek European
style to compliment
modern interiors.**

Model Shown:
Norseman Gen II
See page 7

Saxon

Contemporary style meets innovation in the Saxon range. This efficient and environmentally friendly range burns up to three times cleaner than the national standard for emissions.

On the inside, the SKAMOLEX™ baffle pushes the heat back into the fire for a cleaner, more efficient burn.

The time-delay fan starts 20 minutes after the heater door is closed, ensuring only hot air is being amplified into the room.

Built tough to last, the ceramic glass door is self-cleaning and the 8mm steel firebox eliminates the need for firebricks and comes with a **15 year firebox warranty**.

Blackwood

SXBW17K

\$2,995

700W x 535D x 730H
– One of our most popular models,
ideal for medium sized spaces

Modern
Design

Coverage	up to 300m²	Max Log Size	410mm
Peak Heat Output	15.5kW	Construction	8mm
Burn Time	Up to 8hrs	Fire Box Size	0.08m³ steel firebox
Baffle	25mm thick Skamolex	Fan	3 speed time delay

Recommended Hearth: MXFSH12/DBLK

BurnWise

An initiative of the Australian Home Heating Association

EFFICIENCY

This model	67%
Australian Standard	>60%

PARTICLE EMISSIONS

This model	0.5 g/kg
Australian Standard	<1.5g/kg



Blackwood Insert

SXBW17K

\$2,995

Fascia: 930W x 708H

- The perfect heater for medium sized spaces
- Zero Clearance compatible

Coverage	Up to 280m²	Max Log Size	410mm	Baffle	25mm thick Skamolex
Peak Heat Output	14.7kW	Construction	8mm	Fan	3 speed time delay
Burn Time	Up to 7.5hrs	Fire Box Size	0.08m³	Modern Design	

Recommended Hearth: MXTHINSBLK/GRY

BurnWise		
An initiative of the Australian Home Heating Association		
EFFICIENCY	This model	62%
	Australian Standard	>60%
PARTICLE EMISSIONS	This model	0.5g/kg
	Australian Standard	<1.5g/kg



Walnut

SXWN17K

\$2,895

650H x 606W x 506D

- Bay window design
- Perfect for smaller spaces

Coverage	Up to 200m²	Max Log Size	330mm	Baffle	25mm thick Skamolex
Peak Heat Output	13.9kW	Construction	8mm	Fan	3 speed time delay
Burn Time	Up to 7hrs	Fire Box Size	0.05m³	Traditional Design	

Recommended Hearth: MXTH1GRY/BLK2

BurnWise		
An initiative of the Australian Home Heating Association		
EFFICIENCY	This model	69%
	Australian Standard	>60%
PARTICLE EMISSIONS	This model	0.7 g/kg
	Australian Standard	<1.5g/kg



Mahogany

SXMH17K

\$3,595

820H x 780W x 600D

- Heats a large family home with ease

Coverage	Up to 350m²	Max Log Size	460mm	Baffle	25mm thick Skamolex
Peak Heat Output	21.5kW	Construction	8mm	Fan	3 speed time delay
Burn Time	Up to 10hrs	Fire Box Size	0.1m³	Modern Design	

Recommended Hearth: MXTH12GRY/BLK2

BurnWise		
An initiative of the Australian Home Heating Association		
EFFICIENCY	This model	64%
	Australian Standard	>60%
PARTICLE EMISSIONS	This model	1.4 g/kg
	Australian Standard	<1.5g/kg



Rosewood

SXMH17K

\$3,595

775H x 690W x 560D

- Bay window design
- Ideal for large spaces

Coverage	Up to 300m²	Max Log Size	410mm	Baffle	25mm thick Skamolex
Peak Heat Output	19.1kW	Construction	8mm	Fan	3 speed time delay
Burn Time	Up to 8hrs	Fire Box Size	0.08m³	Traditional Design	

Recommended Hearth: MXTH12GRY/BLK2

BurnWise		
An initiative of the Australian Home Heating Association		
EFFICIENCY	This model	64%
	Australian Standard	>60%
PARTICLE EMISSIONS	This model	0.8g/kg
	Australian Standard	<1.5g/kg



Cooper Insert

AWCOIN18MB

\$2,195

Fascia: 761W x 724H

- Perfect for smaller spaces
- Zero Clearance compatible

Coverage	Up to 180m²	Max Log Size	320mm	Baffle	25mm thick Skamolex
Peak Heat Output	9.7kW	Construction	6mm	Fan	3 speed push button
Burn Time	Up to 6hrs	Fire Box Size	0.04m³	Modern Design	

Recommended Hearth: MXTHINSBLK/GRY

BurnWise		
An initiative of the Australian Home Heating Association		
EFFICIENCY	This model	70%
	Australian Standard	>60%
PARTICLE EMISSIONS	This model	1.0 g/kg
	Australian Standard	<1.5g/kg



Cooper

AWCO18MB

\$2,195

836H x 609W x 508D

- Perfect for smaller spaces

Coverage	Up to 200m²	Max Log Size	320mm	Baffle	25mm thick Skamolex
Peak Heat Output	12kW	Construction	6mm	Fan	3 speed push button
Burn Time	Up to 7hrs	Fire Box Size	0.04m³	Modern Design	

Recommended Hearth: MXTH1BLK2/GRY

BurnWise		
An initiative of the Australian Home Heating Association		
EFFICIENCY	This model	69%
	Australian Standard	>60%
PARTICLE EMISSIONS	This model	0.7 g/kg
	Australian Standard	<1.5g/kg



Murray Insert

AWMUIN18MB

\$2,995

Fascia: 921W x 824H

- Heats a large family home with ease
- Zero Clearance compatible

Coverage	Up to 300m²	Max Log Size	370mm	Baffle	25mm thick Skamolex
Peak Heat Output	16.6kW	Construction	6mm	Fan	3 speed push button
Burn Time	Up to 8hrs	Fire Box Size	0.1m³	Modern Design	

Recommended Hearth: MXTHINSBLK/GRY

BurnWise		
An initiative of the Australian Home Heating Association		
EFFICIENCY	This model	63%
	Australian Standard	>60%
PARTICLE EMISSIONS	This model	0.7 g/kg
	Australian Standard	<1.5g/kg



Murray

AWMU18MB

\$2,995

986H x 769W x 558D

- Heats a large family home with ease

Coverage	Up to 320m²	Max Log Size	370mm	Baffle	25mm thick Skamolex
Peak Heat Output	16.6kW	Construction	6mm	Fan	3 speed push button
Burn Time	Up to 9.5hrs	Fire Box Size	0.1m³	Modern Design	

Recommended Hearth: MXTH12BLK2/GRY

BurnWise		
An initiative of the Australian Home Heating Association		
EFFICIENCY	This model	64%
	Australian Standard	>60%
PARTICLE EMISSIONS	This model	0.7 g/kg
	Australian Standard	<1.5g/kg



Austwood

Modern and sleek in design, the Austwood is sure to become the centrepiece in any home.

Available in small, medium and large sizes in either freestanding or insert options, you'll find the Austwood heater to suit your space.

Includes a wide viewing glass to enjoy the fire from any position in the room, 3 speed fan with push button control and **10 year firebox warranty**.

Lachlan Insert

AWLA18MB

\$2,595

Fascia: 821W x 774H

- Perfect for medium sized spaces
- Zero Clearance compatible

Modern Design

Coverage	up to 280m²	Max Log Size	370mm
Peak Heat Output	10.8kW	Construction	6mm
Burn Time	Up to 7.5hrs	Fire Box Size	0.07m³
Baffle	25mm thick Skamolex	Fan	3 speed push button

Recommended Hearth: MXTHINSBLK/GRY

BurnWise <small>An initiative of the Australian Home Heating Association</small>		
EFFICIENCY	This model	62%
	Australian Standard	>60%
PARTICLE EMISSIONS	This model	0.9 g/kg
	Australian Standard	<1.5g/kg



Lachlan

AWLA18MB

\$2,595

911H x 669W x 558D

– Perfect for medium sized spaces

Modern Design

Coverage	up to 300m²	Max Log Size	370mm
Peak Heat Output	12.3kW	Construction	6mm
Burn Time	Up to 8.5hrs	Fire Box Size	0.07m³
Baffle	25mm thick Skamolex	Fan	3 speed push button

Recommended Hearth: MXTH1GRY/BLK2

BurnWise <small>An initiative of the Australian Home Heating Association</small>		
EFFICIENCY	This model	75%
	Australian Standard	>60%
PARTICLE EMISSIONS	This model	0.6g/kg
	Australian Standard	<1.5g/kg



Forester

GHF16K

\$1,295

785H x 560W x 525D

– Perfect for smaller spaces

Coverage	Up to 180m²	Max Log Size	370mm	Baffle	8mm thick steel
Peak Heat Output	13.3kW	Construction	6mm	Rustic Design	
Burn Time	Up to 7.5hrs	Fire Box Size	0.06m³		

Recommended Hearth: MXT11GRY/BLK2

BurnWise An initiative of the Australian Home Heating Association		
EFFICIENCY	This model	69%
	Australian Standard	>60%
PARTICLE EMISSIONS	This model	1.2 g/kg
	Australian Standard	<1.5g/kg



Nevada MKII

GHNV16K

\$1,695

790H x 677W x 532D

– Ideal for small to medium spaces

Coverage	Up to 200m²	Max Log Size	320mm	Baffle	8mm thick steel
Peak Heat Output	10.9kW	Construction	6mm	Fan	3 speed factory fitted
Burn Time	Up to 8hrs	Fire Box Size	0.06m³	Rustic Design	

Recommended Hearth: MXT11GRY/BLK2

BurnWise An initiative of the Australian Home Heating Association		
EFFICIENCY	This model	72%
	Australian Standard	>60%
PARTICLE EMISSIONS	This model	1g/kg
	Australian Standard	<1.5g/kg



Legend MKII

GHLE19K

\$1,995

840H x 737W x 582D

– Perfect for large spaces

Coverage	Up to 300m²	Max Log Size	370mm	Baffle	8mm thick steel
Peak Heat Output	17.3kW	Construction	6mm	Fan	3 speed factory fitted
Burn Time	Up to 8.5hrs	Fire Box Size	0.08m³	Rustic Design	

Recommended Hearth: MXFSH12/DBLK

BurnWise An initiative of the Australian Home Heating Association		
EFFICIENCY	This model	76%
	Australian Standard	>60%
PARTICLE EMISSIONS	This model	0.7g/kg
	Australian Standard	<1.5g/kg



Gen II

GHGEN2KITL/P

\$1,795

653H x 628W x 478D

- Customise with either a leg (as pictured) or pedestal base

Coverage	Up to 200m²	Max Log Size	270mm	Baffle	8mm thick steel
Peak Heat Output	11.4kW	Construction	6mm	Fan	3 speed factory fitted
Burn Time	Up to 8hrs	Fire Box Size	0.04m³	Sleek Design	

Recommended Hearth: MXT112GRY/BLK2

BurnWise An initiative of the Australian Home Heating Association		
EFFICIENCY	This model	63%
	Australian Standard	>60%
PARTICLE EMISSIONS	This model	1.0g/kg
	Australian Standard	<1.5g/kg



Norseman



Aura Insert

GHAURAI7K

\$4,295

Fascia 591H x 1021W

Cabinet 651Hx1071WX550D

– 10 year firebox warranty

– Lined with SKAMOLEX™ for optimum efficiency

Sleek Design

Coverage	Up to 280m²	Max Log Size	300- 700mm	Construction	5mm
Peak Heat Output	10.9kW	Burn Time	Up to 8hrs	Fire Box Size	0.04m³
Baffle	25mm thick Skamolex	Fan	2x single barrel 3 speed fans		
Recommended hearth: MXTHINSBLK/GRY					

BurnWise An initiative of the Australian Home Heating Association

EFFICIENCY	This model	60%
	Australian Standard	>60%
PARTICLE EMISSIONS	This model	0.7 g/kg
	Australian Standard	<1.5g/kg

Aura with Bench

GHAURAI7K

\$4,295

Heater 465H x 981W x 496D

Bench 31H x 1190W x 496D

– 10 year firebox warranty

– Lined with SKAMOLEX™ for optimum efficiency

Sleek Design

Coverage	Up to 300m²	Max Log Size	330-700mm
Peak Heat Output	14.9kW	Construction	5mm
Burn Time	Up to 8.5hrs	Fire Box Size	0.06m³
Baffle	25mm thick Skamolex	Fan	2x single barrel 3 speed fans

Recommended Hearth: MXTHSQ12BLK/GRY

BurnWise An initiative of the Australian Home Heating Association

EFFICIENCY	This model	67%
	Australian Standard	>60%
PARTICLE EMISSIONS	This model	0.7 g/kg
	Australian Standard	<1.5g/kg



Maxiheat

Add warmth to your home with our value range of Maxiheat wood heaters.

This quality range includes both freestanding and insert models.

Add a focal point to your living space with our Prime 150 with its rustic charm or update an existing fire place with the traditional look of the Nomad insert.



Nomad Insert

\$1,695

FASCIA: 675H x 815W mm
CABINET: 599H x 645W x 449D mm
– 10 year firebox warranty

Traditional
Simplicity

Coverage	up to 280m ²	Construction	6mm
Peak Heat Output	13kW	Fire Box Size	0.1m ³
Burn Time	Up to 7hrs	Max Log Size	370mm
Baffle	8mm steel	Fan	3 speed fan
Recommended hearth: MXTHINSBLK/GRY			

BurnWise An initiative of the Australian Home Heating Association

EFFICIENCY	This model	66%
	Australian Standard	>60%
PARTICLE EMISSIONS	This model	0.95 g/kg
	Australian Standard	<1.5g/kg

Prime 150

MXPRM150

\$849

649H x 548D x 595W

- Radiant heater
- 5 year firebox warranty

Coverage	Up to 150m²	Max Log Size	295mm	Baffle	8mm steel
Peak Heat Output	16.5kW	Construction	6mm	Rustic Designa	
Burn Time	Up to 6hrs	Fire Box Size	0.06m³		

Recommended Hearth: MXTH1GRY/BLK2

BurnWise <small>An initiative of the Australian Home Heating Association</small>		
EFFICIENCY	This model	64%
	Australian Standard	>60%
PARTICLE EMISSIONS	This model	0.9 g/kg
	Australian Standard	<1.5g/kg



Geo

GED18MB

\$2,695

722H x 960W x 496D

- Landscape heater
- 10 year firebox warranty

Coverage	Up to 180m²	Max Log Size	295mm	Baffle	25mm thick Skamolex
Peak Heat Output	14.3kW	Construction	5mm	Modern Design	
Burn Time	Up to 7hrs	Fire Box Size	0.06m³		

Recommended Hearth: MXTHSQ12BLK/GRY

BurnWise <small>An initiative of the Australian Home Heating Association</small>		
EFFICIENCY	This model	63%
	Australian Standard	>60%
PARTICLE EMISSIONS	This model	0.5g/kg
	Australian Standard	<1.5g/kg



Modena

MXMOD20MB

\$3,095

1102H x 608W x 449D

- Radiant heater
- 10 year firebox warranty

Coverage	Up to 180m²	Max Log Size	295mm	Baffle	25mm thick Skamolex
Peak Heat Output	10.3kW	Construction	5mm	European Design	
Burn Time	Up to 6hrs	Fire Box Size	0.06m³		

Recommended Hearth: MXTH1GRY/BLK2

BurnWise <small>An initiative of the Australian Home Heating Association</small>		
EFFICIENCY	This model	73%
	Australian Standard	>60%
PARTICLE EMISSIONS	This model	1.1g/kg
	Australian Standard	<1.5g/kg



Accessories

Childguards

Standard freestanding childguard bars (Shown)

Standard 110W x 110D x 80H cm
Large 125W x 125D x 80H cm
Available in bars or mesh

Also available: Corner childguard

79W x 75D x 80H cm
Available in bars or mesh

Insert childguard

125W x 30D x 80H cm
Available in mesh



Hearths



Tiled Hearth

MXTH1BLK2/GRY/WGB
1 x 1m | 1.2 x 1.2 x 0.02m
Available in Gloss Black, Matt Grey or Wood Grain Brown



Tiled Insert Hearth

MXTHINSBLK/GRY
1.2 x 0.6 x 0.056m
Available in Gloss Black, Matt Grey or Wood Grain Brown



Tiled Corner Hearth

MXTH12BLK2/GRY/WGB
1.2 x 1.2 x 0.02m
Available in Gloss Black, Matt Grey or Wood Grain Brown



Tiled Square Hearth

MXTHSQ12BLK/GRY
1.2 x 1.2 x .04m
Available in Gloss Black, Matt Grey



Full Slab Hearth With Chamfered Edge

1.2 x 1.2 x 0.02m
Available in Gloss Black composite stone



Tool Sets and Fire Rug



Wool Fire Rug

FIRERUGWOOLELG



A. 4 Piece Toolset

FTS020B

B. Maxiheat 4 Piece Toolset With Stainless Steel Handles And Stand

MXFT11SG

C. 4 Piece Toolset With Wood Handles

FTS104B

Cleaning and Accessories



Fire Brush Cleaning Kit With Extensions
BSWPP06



Heatproof Leather Fire Gloves
MXFG2



Maxiheat Wood Tote
MXWOODTOTE

Log Holders



Curved Log Holder
MXFD105B
35H x 38W x 35D cm



Two Tier Log Holder With 4 Piece Toolset
BG0FF99BL
55H x 73W x 45D cm

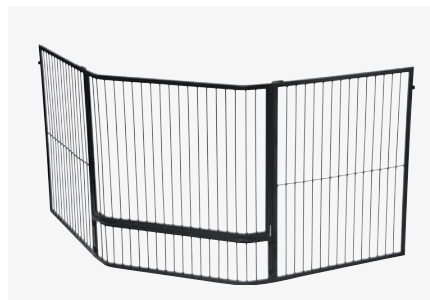


Ring Log Holder
MXWOODRINGLG
100cm diameter


Child Guards & Firescreens



Maxiheat Insert Child Guard
MXMCGINB
Available in mesh



Maxiheat Corner Child Guard
MXOFGTCNR / MXMCGCNR
Available in bars or mesh



Maxiheat Freestanding Child Guard
MXOFGTCNR / MXMCGCNR
Available in bars or mesh



Maxiheat 3 Panel Curved Firescreen
MXFS65752



Maxiheat 3 Panel Firescreen
MXFP3NP



Maxiheat 4 Panel Firescreen
MXFS4B

Installation

There are several important factors to consider when you're planning to install a wood heater:

- Heater installation dimensions
- Hearth clearances
- The position of the heater
- The installation of the flue system, and where the flue will exit the roof, as it must be sealed

It's important to use a qualified professional for installation as they can offer valuable

advice and insights as well as identify any potential problems.

Always refer to instruction manual or website (www.barbequesgalore.com.au) for additional information, including minimal clearances and hearth specifications.

Insert Heater

Insert Heater	Fascia		Cabinet			Hearth (mm)	Rear of fascia to centre of flue
	Height	Width	Height	Width	Depth		
Saxon							
Blackwood	708	930	603	636	470	600(D) x 1200(W) x 56mm THICK WITH 15mm AIR GAP (MXTHINSBLK/GRY or equivalent)	324
Austwood							
Cooper	724	761	653	580	416	600(D) x 1200(W) x 56mm THICK WITH 15mm AIR GAP (MXTHINSBLK/GRY or equivalent)	268
Lachlan	774	821	703	640	466		318
Murray	824	921	753	740	466		318
Maxiheat							
Nomad	675	815	599	645	449	600(D) x 1200(W) x 56mm THICK WITH 15mm AIR GAP (MXTHINSBLK/GRY or equivalent)	301



Model shown: Austwood Lachlan Insert

Zero Clearance Heater



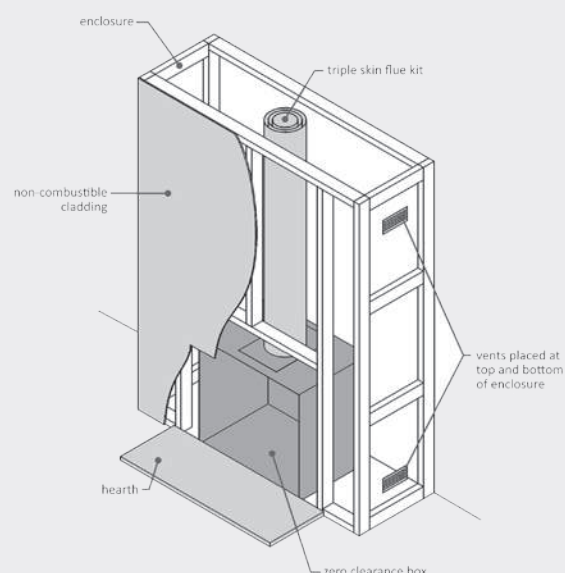
Maxiheat Zero Clearance Box

If you like the look of an insert fireplace but don't have an existing brick chimney, use the Maxiheat Zero Clearance box with any of our compatible insert heaters to achieve the same look.

No major structural work required!

	Fascia		Cabinet			Rear of fascia to centre of flue
	Height	Width	Height	Width	Depth	
Saxon						
Blackwood	708	930	817	838	578	324
Austwood						
Cooper	724	761	817	838	578	268
Lachlan	774	821	817	838	578	318
Murray	824	921	817	838	578	318
Maxiheat						
Nomad	675	815	817	838	578	301
Norseman						
Aura (No zero clearance box required)	591	1021	651	1071	550	258

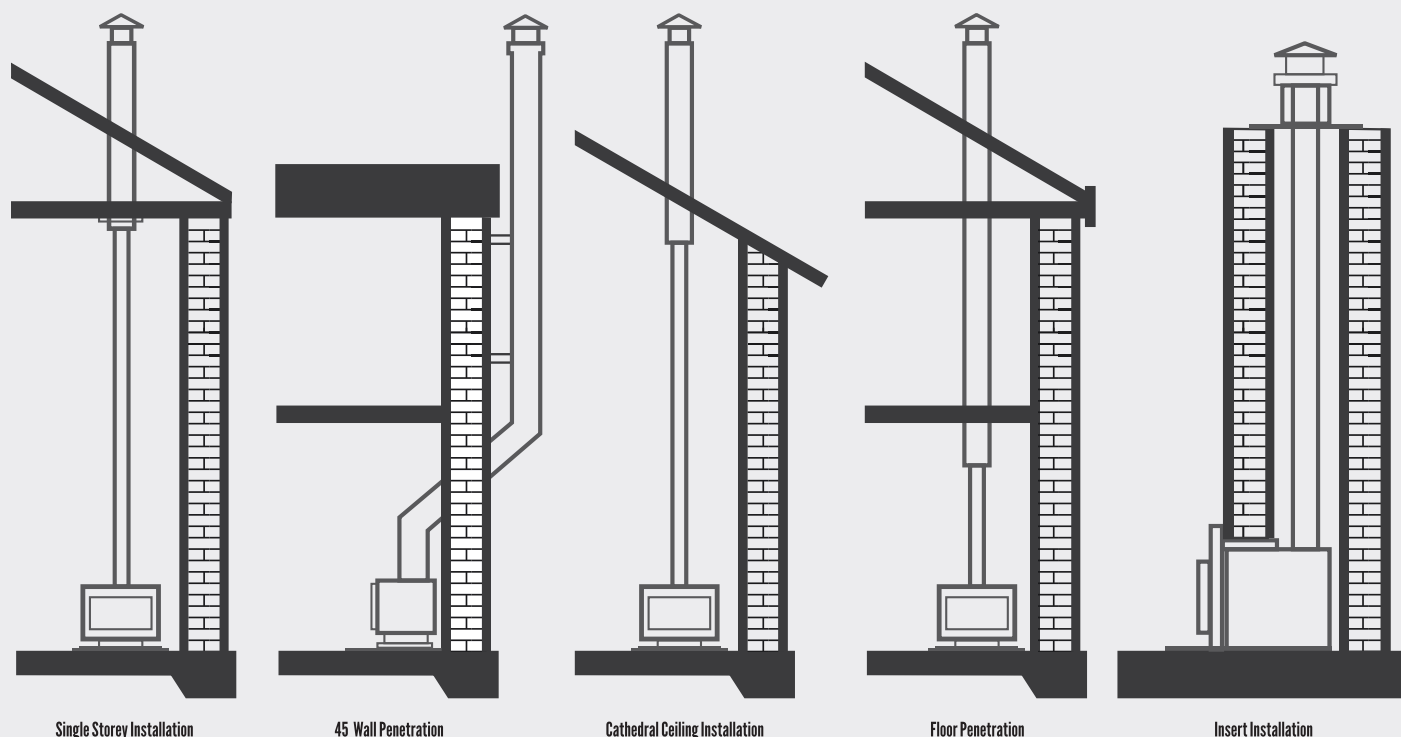
Air vents need openings of no less than 10,000mm² at the base and top of the zero clearance enclosure.



* Drawing is a guide only

Flue Installation

Below are the most common types of heater and flue installations.



Correct flue height

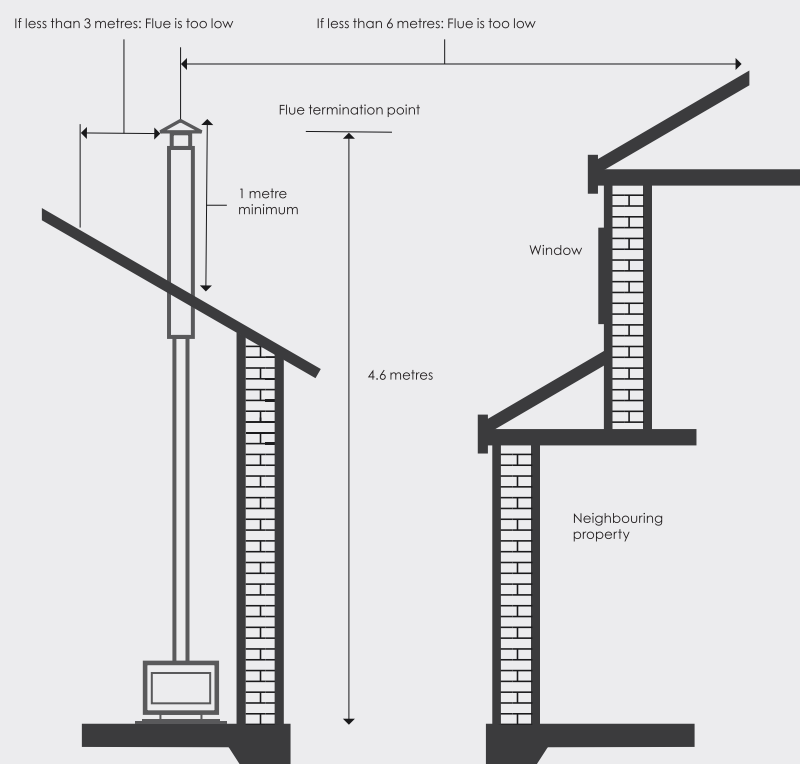
Most wood heater installations are completed trouble free.

But with some houses, simple extra measures need to be taken to ensure the flue is the correct height to avoid the hassle of downdrafts or smoke blowing into neighbouring properties.

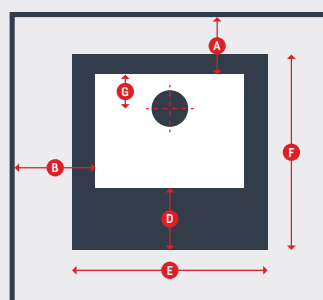
The minimum height for a wood heater installation is 4.6 metres from the bottom of the heater to the top of the flue.

Sometimes the flue will need to be extended because the flue must extend a minimum of one metre from where it exits the roof.

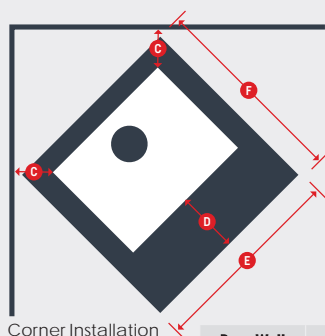
Keep in mind that all wood heater installations must meet the latest version of the Australian installation standards, AS/NZS 2918.



Hearth Clearance Dimensions



Standard Installation



Corner Installation

Standard Installation		Corner Installation						
		Rear Wall A	Side Wall B	Corner C	Hearth Front D	Hearth Minimum E Width	Dimensions F Depth	Rear to Centre Flue G
Saxon	Blackwood With Maxiheat Decromesh Default Flue Kit (MXFKDEC3K)	100	350	50	450	920	970	164
	Mahogany With Maxiheat Decromesh Default Flue Kit (MXFKDEC3K)	150	450	150	450	1000	1050	180
	Rosewood With Maxiheat Decromesh Default Flue Kit (MXFKDEC3K)	100	500	100	500	940	1040	174
	Walnut With Maxiheat Decromesh Default Flue Kit (MXFKDEC3K)	75	400	75	400	900	870	171
Austwood	Cooper With Maxiheat Decromesh Default Flue Kit (MXFKDEC3MB)	100	200	50	300	875	908	182
	Lachlan With Maxiheat Decromesh Default Flue Kit (MXFKDEC3MB)	50	300	50	300	935	908	182
	Murray With Maxiheat Decromesh Default Flue Kit with outer shield (MXFKDEC3MB + MXRS0B2)	150	400	200	470	1035	1178	182
Norseman	Forester With Maxiheat Standard Default Stainless Kit (MXFKT3SS)	475	800	525				
	With Maxiheat Standard Default Stainless Flue Kit with single shield (MXFKT3SS + MXRS1SS2)	250	800	525	300	850	850	175
	With Maxiheat Decromesh Default Flue Kit (MXFKDEC3K)	250	800	525				
	With Maxiheat Standard Default Stainless Flue Kit with double shields (MXFKT3K)	150	800	525				
	Legend MKII With Maxiheat Non-Perforated Flue Kit with inner shield (MXFKSD3K)	250	325	100	300	945	1099	199
	With Maxiheat Decromesh Default Flue Kit (MXFKDEC3K)	200	325	100	300	945	1049	199
	With Maxiheat Standard Ironbark Flue Kit with double shield (MXFKT3K)	200	325	70	300	945	1099	199
	Nevada MKII With Maxiheat Non-Perforated Flue Kit with inner shield (MXFKSD3K)	250	325	100	300	885	1049	199
	With Maxiheat Decromesh Default Flue Kit with spigot shield (MXFKDEC3K)	200	325	100	300	885	999	199
	With Maxiheat Standard Ironbark Flue kit with double shield (MXFKT3K)	200	450	100	300	885	999	199
	Gen II With Maxiheat Decromesh Default Flue Kit (with inner shield) (MXFKDEC3K + MXRS1SS2)	130	350	55	545 Ped 600 Leg	910	1100	158
	With Maxiheat Standard Ironbark Default Flue Kit with double shields (MXFKT3K)	50	375	205				
	Aura with Bench With Maxiheat Standard Ironbark Default Flue Kit with double shields (MXFKT3MB)	200	350	10	400	1150	900	179
	With Maxiheat on perforated Flue Kit (with inner and outer shield) (MXFKDEC3K + MXRS1SS2 + MXRS0B2)							
	Maxiheat	Prime 150 With Maxiheat Standard Default Flue Kit with double shield (MXFKDEC3K + MXRS1SS2)	350	700	475			
With Maxiheat Decromesh Default Kit (with inner shield) (MXFKDEC3K + MXRS1SS2)		420	640	400	385	830	1220	151
Modena With Maxiheat Standard Flue Kit		250	425	275				
With Maxiheat Standard Black Default Flue Kit (double shield) (MXFKT3MB)		75	400	100	300	800	900	224
Geo With Maxiheat Standard Default Flue Kit with double shields (MXFKT3MB)		250	350	150				
With Maxiheat Decromesh Default Flue Kit (with inner and outer shield) (MXFKDEC3MB + MXRS1SS2 + MXRS0B2)		250	350	150	400	1220	1220	77

All measurements are in mm unless otherwise stated. Refer to the individual product installation manual for final specifications.



Products available while stocks last. Check your local store for availability. Accessories, including flue kits, where pictured are not included and can be purchased as optional extras. Colour options are a representation only and may vary in store. We reserve the right to change specifications without notice. Price and product specification is correct at time of printing and may be subject to change without notice. Insert wood heaters are not zero clearance appliances, which means they must not be installed in timber stud walls or within an enclosure made of combustible materials. All insert heaters must be installed in a full masonry cavity, unless installed with a Zero Clearance box and to the latest version of AS/NZS 2918 specifications. Refer to the appliance installation manual for all clearances and procedures prior to installation. Zero clearance – details provided in this brochure regarding the installation of a zero clearance system are for information purposes only and should not be relied upon as full installation instructions. Heating performance may reduce as a result of vaulted ceilings, drafts, large glassed areas or poor insulation. Installation is not included and must be conducted by a qualified installer. Refer to your local Barbeques Galore for more information.



www.barbequesgalore.com.au